

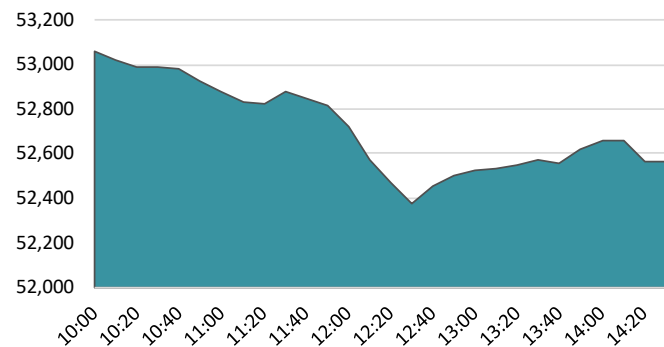
## DAILY MARKET REPORT

3 JUNE 2026



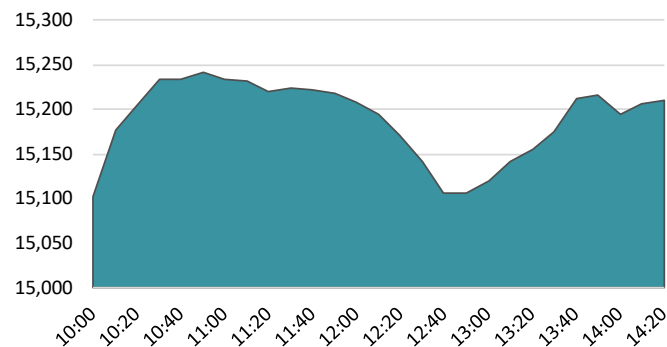
## Indices Summary

### EGX30



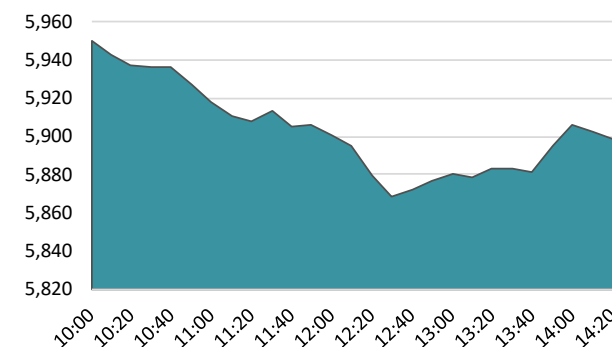
Closing price	52,564.42
Opening price	52,927.02
Change	-0.69%
52 week high	54,975.85
52 week low	29,740.70
YTD	25.67%

### EGX70



Closing price	15,210.52
Opening price	15,101.21
Change	0.72%
52 week high	15,255.38
52 week low	8,706.40
YTD	15.89%

### SHARIAH



Closing price	5,898.85
Opening price	5,950.51
Change	-0.87%
52 week high	5,970.22
52 week low	3,083.12
YTD	28.30%

## Market Today

### Average PE/DY

	P/E Ratio	DY (%)
Total Market	<b>8.78x</b>	<b>4.24</b>
EGX 30 Index	<b>8.62x</b>	<b>3.67</b>
EGX 70 Index	<b>9.09x</b>	<b>4.70</b>

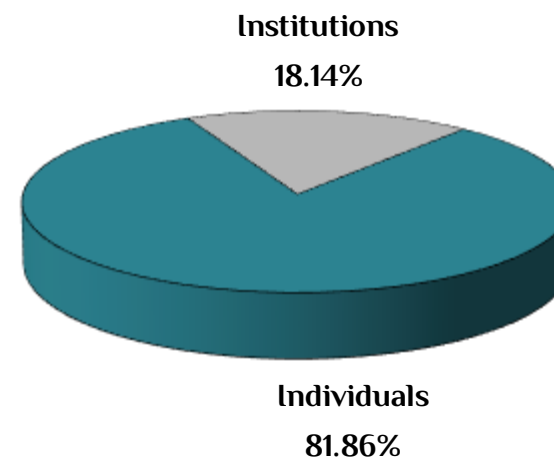
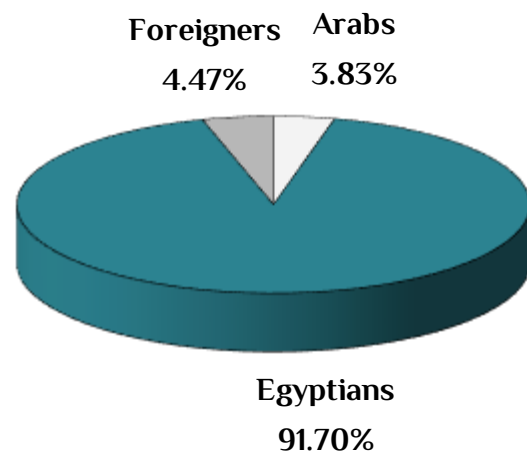
### Listed stocks Volume and Value

Total Daily Volume	
Total Market	<b>4,512,597,960</b>
EGX30	<b>437,440,408</b>
EGX70	<b>2,549,038,579</b>
SHARIAH	<b>153,331,026</b>

Total Daily Value (EGP)	
Total Market	<b>9,836,237,550</b>
EGX30	<b>4,467,955,858</b>
EGX70	<b>3,332,397,386</b>
SHARIAH	<b>2,153,224,509</b>

Market Cap (EGP)	
Total Market	<b>3,775,378,217,741</b>
EGX30	<b>2,026,077,291,879</b>
EGX70	<b>901,259,309,269</b>
SHARIAH	<b>1,169,387,086,353</b>

## Investor Types



	Sell Value (EGP)	Buy Value (EGP)	Net Value (EGP)
Egyptians	8,955,214,916	9,081,875,356	126,660,440
Arab	424,865,886	327,599,099	-97,266,787
Foreigners	454,643,762	425,250,110	-29,393,652

## Top 5 Stocks

### Top Gainers

Company	R. code	Last Price	%
Aspire Holding	ASPL.CA	0.33	20.00%
Asek company for mining - Ascom	ASCM.CA	57.05	14.10%
Egyptians for Housing and Development Co	EHDR.CA	2.61	7.41%
El Shams Housing	ELSH.CA	11.89	6.83%
International Co For Investment & Development	ICID.CA	5.82	6.01%

### Top Trading Volume

Company	R. code	Last Price	Volume
Arab Developers	ARAB.CA	0.21	1,051,107,770
Aspire Holding	ASPL.CA	0.33	781,655,514
Arab for management Co.	ACAMD.CA	2.43	128,693,946
Beltone Financial Holding	BTFH.CA	3.12	121,869,524
El Kahera Housing	ELKA.CA	1.29	121,745,913

### Top Losers

Company	R. code	Last Price	%
Misr Duty Free Shops	MFSC.CA	48.27	-5.89%
Saudi Egyptian Investment & Finance	SEIG.CA	188.68	-5.66%
Amer Group Holding	AMER.CA	2.79	-4.78%
Ceramic & Porcelain (Sheni)	PRCL.CA	23.33	-4.66%
National Printing	NAPR.CA	25.14	-3.83%

### Top Trading Value

Company	R. code	Last Price	Value
Emaar Misr for Development	EMFD.CA	11.70	511,060,698
El Shams Housing	ELSH.CA	11.89	473,934,472
Qalaa Holdings	CCAP.CA	5.43	467,849,674
Palm Hills Developments	PHDC.CA	15.25	399,339,253
Beltone Financial Holding	BTFH.CA	3.12	383,560,136

## Research

Shaimaa Fouad, CFA  
Head Of Research  
shfouad@okazinvest.com

Hemat Tamer  
Financial Analyst  
htamer@okazinvest.com

## Sales

Walid Abd El Mageid  
Sales Manager  
walid@okazinvest.com



### Head Office

35,Emad El Din St. Down Town, Cairo



Cairo: 25914741 /25918955/25895321

Mobile: 01274050131



### Suez Branch

Gezira Tower, 316 El Geish St. Suez



Suez: 062-3473186 /3473192

Mobile: 01226794857 /01030730052



[www.okazinvest.com](http://www.okazinvest.com)



[okazinvestments](https://www.instagram.com/okazinvestments)

### Disclaimer

OKAZ Stockbrokers & Investments has prepared this report only for internal use and to provide its clients with the necessary information, this publication is not intended for use as an invitation, offer or solicitation for the purchase and/or sale of any financial instrument/tool. The information contained herein was presented on a best effort basis regarding its accuracy and completeness and is the personal opinion of the author of the report and is subject to change without prior notice. Accordingly, OKAZ Stockbrokers and Investments along with any member of its staff DOES NOT accept any liability whatsoever for any direct and or indirect loss resulting from the use of this publication or its content. Copyrights reserved for OKAZ Stockbrokers & Investments. No part of this publication may be transmitted in any form or means without prior consent.

Your Trusted Partner in the World of Securities